

Divi live

Divides · Organizes · Protects



GmbH · Privacy Systems Division · www.ropimex.com · www.divimax.de

ropimex[®]



 Made in Germany

Established as a solution-oriented company in healthcare for almost 40 years, ROPIMEX® is engaged around the world. The ropimex range DIVI sound®, DIVI paint®, DIVI screen®, DIVI rail® and DIVI max®, has been specifically developed for office spaces. The ropimex®-products convince with a long service life and easy handling. The solution-oriented approach of ropimex® makes the co-work easy and enjoyable.

Divi line



DIVI sound[®] I WOOD

Divides the room - Screens off. Absorbs. 4-15



DIVI max[®]

Mobile in space - Steady as a support - Firm on the wall 16-29



DIVI wall[®]

Divides - Organizes - Protects 30-43



DIVI screen[®]

360° Design freedom – infinitely expandable 44-55



DIVI rail[®]

Privacy screen - Room divider - Information Carrier -
Guidance System 56-63



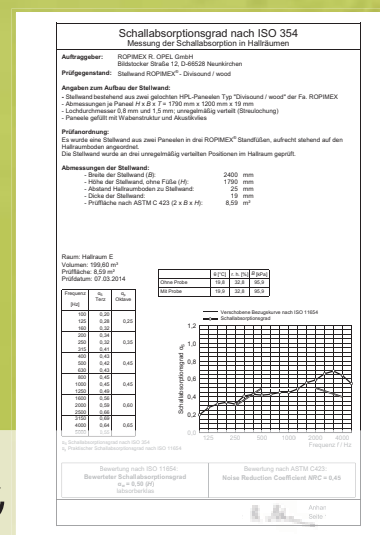
DIVI sound[®] | WOOD

Divides the room.
Screens off.
Absorbs.





Finding a quiet place
wherever you need it.



DIVI sound® | WOOD

Protected from prying eyes. Free from distractions. Focussed on the essentials. DIVI sound® i wood screens off without excluding. Presents itself in colours that stimulate without agitating. Tried-and-tested as a noise screen that effectively absorbs incident sound.





Room-dividing privacy screen with a multifunctional mission.

DIVI sound® i WOOD

Easy to shift from A to B. Installable on its own, in a row, or in a rectangle. DIVI sound® i wood is a lightweight at a mere 12.6 kg, including the removable feet. A privacy shield measuring 180 x 120 cm or 120 x 180 cm that can be used upright or crossways. As a room divider, concentration aid or design object. Privacy and noise control for meetings. A sound absorber on the wall. A multi-talent at trade fairs.





At last: a room divider system with presentable feet.

DIVI sound® | WOOD

A real eye-catcher in trendy colours. Cool here, dramatic there, DIVI sound® i wood comes across as a mood-setter: modern, cheerful and everything else but humdrum. User-friendly feet give the panels a stable hold: simply arrange them as required, insert the panels in the slots, ready! No screwing on or off. And they can even stay on for a change of location. Only three feet are required to firmly connect two abutting panels. And every additional wall will only need one more.





Method

Can be installed in a landscape or portrait format




Maintenance

Stains should always be removed immediately. Hand-hot water and a soft moist cloth will usually do the trick. Only ever wipe off moist – and not wet! Then rub the surface dry. If more stubborn stains need to be removed, diluting one part of common household kitchen cleaner with three parts of water is recommended. Never use aggressive, abrasive or chlorinated detergents! Polishes, waxes and solvent-based detergents are also unsuitable. A general rule: try out detergents and fibre cloths in an inconspicuous place first.

Setting up schematic:

Individually



Upright or across.
2 feet required.

DIVI sound® | WOOD

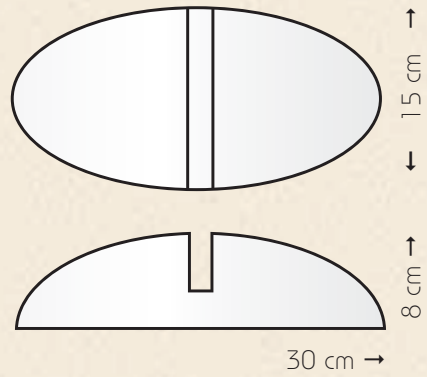


Panel


Dimensions: 120 x 180 cm, for upright or horizontal installation.

Front and back: high-quality surfaces made from HPL (high pressure laminate) material by Resopal, veneer with perforation pattern, unperforated edges. Inside: closely meshed honeycomb structure with stable frame construction and black acoustic fleece. Weight: 9.9 kg

Feet

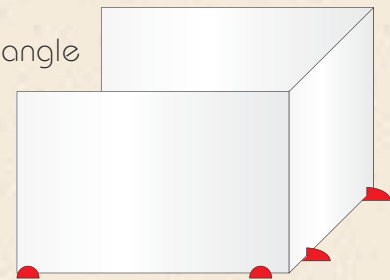


In a row



Three feet will do for firmly connecting two adjoining panels. And every additional wall will only require one more.

At an angle



If panels are placed at an angle, the inner feet must be moved back by the width of one foot.



Feet

Dimensions: 8 x 15 x 30 cm (H x W x D)

Material: glass-fibre reinforced polyamide

Weight: 1.35 kg




		Panel					
							
		Antilop DSW/AN	Alabaster DSW/A	Carambola DSW/C	Snow white DSW/W	Paprika DSW/P	
Feet		Antilop CO/AN	●	●	●	●	●
		Alabaster CO/A	●	●	●	○	●
		Carambola CO/C	●	●	●	●	●
		Snow white CO/W	●	○	●	●	●
		Paprika CO/P	●	●	●	●	●
		Ebony CO/E	○	●	●	●	●
		Light Grey CO/G	○	○	○	●	○

Brings colour to your life:
from tone on tone to cheerful colour contrasts

DIVI sound® i WOOD

Bright as Snow White or dark as Ebony? In the trendy colour range from Carambola to Paprika? Or all cool in Grey Ice or Platinum Beach? With these and other colour options, DIVI sound® i wood unfolds the greatest possible leeway for creative interior designs. Particularly since further highlights can be provided by variously coloured feet.



Ebony
DSW/€


Grey Ice
DSW/G

Platin Beech
DSW/B



recommended

not recommended





DIVI max[®]

ONE CONCEPT – THREE SOLUTIONS

Mobile in space. Steady as a support.

Firm on the wall.





Adaptable and changeable: freely movable in space.

DIVI max[®] | MOBIL

Mobile concertina walls that can be used here today and there tomorrow offer the greatest possible flexibility for offices day by day. In open spaces. At the reception. In the foyer. Wherever you quickly need to create an area enabling a minimum of peace and maximum privacy. Our room divider with the award winning design cuts a highly elegant and self-confident figure in the creation of these spaces: place it, unfold it, and fold it up again after use.



Enjoy the freedom to divide rooms just the way you need.
Ready to be used wherever and whenever they happen to be
required. And in the meantime?
In between they will discreetly stay in the background until the
2 next occasion when they are needed.



MOBILE



The greatest pleasure
lies in anticipation.

DIVI max® | MOBIL

DIVI max® in the mobile version will help you render your product presentations and handovers even more impressive. Affording a view at the right moment will then become part of the staging. And if the space closes again immediately behind them, viewers will be able to enjoy their first impression with even less distraction. Protected from the gaze of others. In style. With impact.



Place foot at lever. In a parked condition, the concertina wall rests on its locking mechanism. The rollers are not in contact with the floor.



Turn lever to the left with your foot – the concertina wall will lower itself.



Unfold the panels and arrange them in the desired position - as a straight line or angled.



Activate the parking brake.



In position.



After use, pull towards yourself across the bar panel by panel.



Turn lever to the right with your foot.



The concertina wall is fixed in position again.



To move it, release the parking brake again.



WALL-MOUNTED



Maximum stability
with minimum footprint.

DIVI max® | WALL-MOUNTED

Mounted on the wall, DIVI max® can once again show all its talent - catering to open spaces as much as to the option of subdividing them in accordance with their function. Pulled apart it will create protected zones allowing for concentrated work and meetings in a trust-inspiring atmosphere. Pushed together it will leave the space free again, restricting neither the view nor your thoughts. And on occasion, DIVI max® will also discreetly hide any unfinished business or unfavourable aspects.





COLUMN-MOUNTED



Freely placeable in the room.
Creates islands in open spaces.

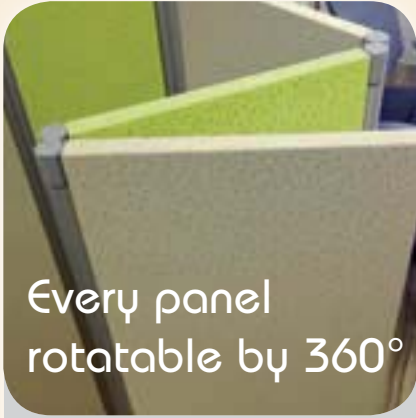
DIVI max[®] | COLUMN MOUNTED

Be it a clearly defined space for meetings, the service centre embedded in the showroom, the waiting area as part of a larger room - the column-mounted version of the DIVI max[®] concertina wall comes in handy wherever a fixed installation is desirable, but fastening it to the wall unfeasible. The stabilizing element of this version is a vertical stainless steel support. Bolted to the base in four places within a 5 x 5 cm area.





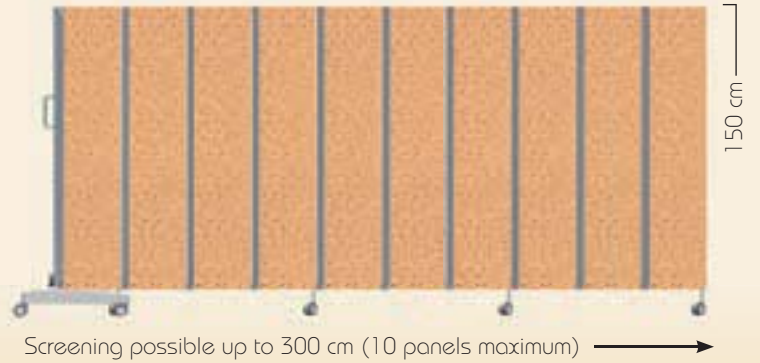
Method




Every panel rotatable by 360°

The newly developed „RTC unit“ (ropimex Turn & Connect) is designed for permanent loads and allows the panels to be turned by 360°. This enables virtually any wall design. The Divi max® concertina wall is stable, smooth-running, opaque and low-maintenance.


DIVI max® | MOBILE



DIVI max® | WALL-MOUNTED



DIVI max® | COLUMN-MOUNTED



DIVI max®

Material:

Frame and hinge components:

extruded aluminium (Al Mg Si 05), anodized surface

Plastic parts: PA 6 GF 15

Panels: front and back: high-quality HPL (high-pressure laminate) by Resopal®. Veneer optionally smooth or with perforated pattern and unperforated borders. Inside: close-meshed honeycomb structure with stable frame construction. Sound insulation version with additional black acoustic fleece.



DIVI max® | MOBILE

The mobile version with a maximum of 10 panels permits flexible use.

Height: 150 cm

Undercarriage: 52 x 59 cm

Panel width: 30 cm

Undercarriage weight: 17.00 kg

Mobile weight: undercarriage + panel weight at 150 cm, see table below



The intelligent lifting mechanism holds the panels safely together in transport and takes weight off the concertina wall's rollers. This makes moving the wall around as easy as pie.



DIVI max® | WALL-MOUNTED

Concertina wall for fastening to walls.

Height: 150 and 180 cm

Panel width: 30 cm

Care:

Stains should always be removed immediately. Lukewarm water and a soft moist cloth will usually do the trick. Only ever wipe surfaces with a moist cloth - not wet! Then rub the surface dry. If more tenacious stains need to be removed, we recommend adding one part of water-based household cleaner to three parts of water. Do not use aggressive, abrasive or chlorous cleaners! Polishes, waxes and solvent-based detergents are also unsuitable. As a general rule: test cleaners and fibre cloths in an inconspicuous place first.



DIVI max® | COLUMN-MOUNTED

Concertina wall with vertical stainless steel column.

Ideal wherever fastening to a wall is unfeasible.

Stainless steel column: 5 x 5 cm

Available in two heights:

145 cm (weight 5.0 kg)

185 cm (weight 6.2 kg)



Can be equipped with a maximum of 4 concertina walls.

Number of panels/open width/weight

Number of panels:	3	4	5	6	7	8	9	10	
Open width:	90 cm	120 cm	150 cm	180 cm	210 cm	240 cm	270 cm	300 cm	
Weight:	Height 150 cm	11,2 kg	14,9 kg	18,6 kg	22,6 kg	26,1 kg	29,8 kg	33,5 kg	37,2 kg
	Height 180 cm	12,2 kg	17,5 kg	21,9 kg	26,3 kg	30,7 kg	35,1 kg	39,5 kg	43,8 kg

3er = 90 cm

4er = 120 cm

5er = 150 cm

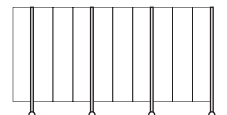
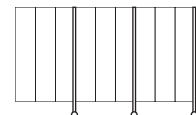
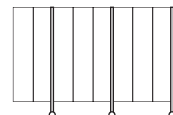
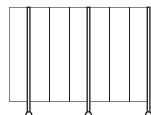
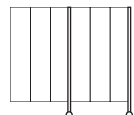
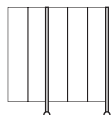
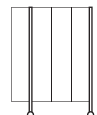

6er = 180 cm

7er = 210 cm

8er = 240 cm


9er = 270 cm

10er = 300 cm





Colours and sound insulation




Snow White



Alabaster




Carambola




Paprika



Silver Grey



Platin Beach



Noce Lyon



Viola Cherry


Discreetly in the background? Or rather a real eye-catcher?

DIVI max®

The colour you choose says a lot. About the room and its function. About the people who meet there and are meant to enjoy themselves. About the impression one is trying to make, consciously or not. It is for these reasons that DIVI max® offers a broad range of monochrome colours and textured structures. They open up all design options: tone on tone or rich in contrast. Rather reserved or bright and multi-coloured.



Antilop



Ebony



White Ice



Grey Ice

without
sound insulation

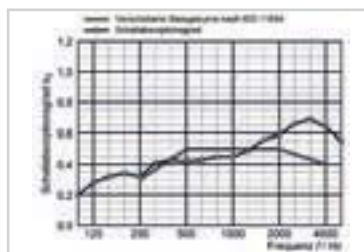

with
sound insulation

DIVI max® panels with sound insulation

As beautiful as materials like glass, steel and stone may be: they are impermeable to sound and hence raise the noise level inside the room. Whereas DIVI max® with sound insulation panels will fight the noise in more ways than one. Its open-pored surface and close-meshed honeycomb structure underneath absorb half the incidentsound. The flicker-free perforation structure not only provides effective protection for your ears, but is also easy on the eye.

With a panel thickness of no more than 2 cm, the sound-absorbing, folding DIVI max® privacy screen will not appear excessively voluminous, but still help improve a room's acoustic properties.*

DIVI max® offers privacy protection and contributes to protecting one's ability to concentrate whilst minimizing stress factors.



*Tested as per ISO 11654, $\alpha_w = 0.40$: tests performed by accredited test lab Müller-BBM, Planegg, Tested model 150 cm high, 6 panels, 180 cm wide, standing in the middle of the room.



DIVI wall®

Divides · Organizes · Protects





Divi wall® – Retreats in Open Space

Stylish eye-catcher - easily set up and put away

Room-dividing privacy protection, functional organization system, well-designed eye-catcher- this cube-based interior concept can be used from both sides and is ideal for the day-to-day office in an open space, for presentations at trade fairs and shows, for creating representative waiting areas. Easily set up and quickly put away, this office system can be placed wherever rooms need to be divided with minimal effort.



Online
configurator:
[www.
divimax.de](http://www.divimax.de)





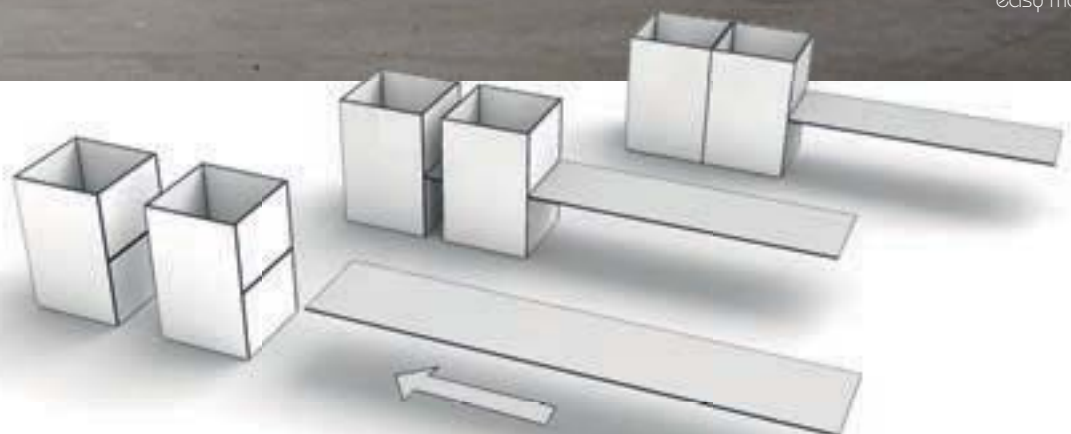
Divi wall® philosophy – Open for new cooperation strategies

Functional subdivision - individual use

Providing existing spaces with a functional subdivision. Creating open spaces for individual use. Fighting creative chaos with ordering structures. Open and closed at the same time, this modular system meets a great range of different office requirements, permitting individuals to concentrate on their work and helping teams to improve their cooperation and communication.



Wheeled floor cube:
easy mobility






Divi wall® Design – Inspiring Form x intelligent functionality

Straightforward design language - infinitely extendable

What distinguishes the new style of interior design? Its straightforward design language. The ingeniously simple construction principle. The robustness and longevity of the materials used. Infinitely extendable, these modules flexibly submit to the spatial fabric. Perfect for now and later. Good for established companies and for start-ups. For everyone wishing to keep space with their own developments, and the mutable givens of our times





Divi wall® in Detail – Good for this generation and the next

Mobile und robust

Though-through to the smallest detail, the two-sided system offers a measure of comfort: open cubes providing shelf space, or compartments with doors. Wheeled bases for a high degree of mobility. All elements are furthermore made from materials that are extremely robust. Conceived for a small eternity, this interior concept is hence also perfect for passing on to the next generation.



Cubes are precisely aligned



Clear edge



Panel connector - keeps in line*



Hinged door closed



Hinged door open



Tip-on fitting for cube with door



Plenty of space for folders



Easily negotiable panel guide in cube



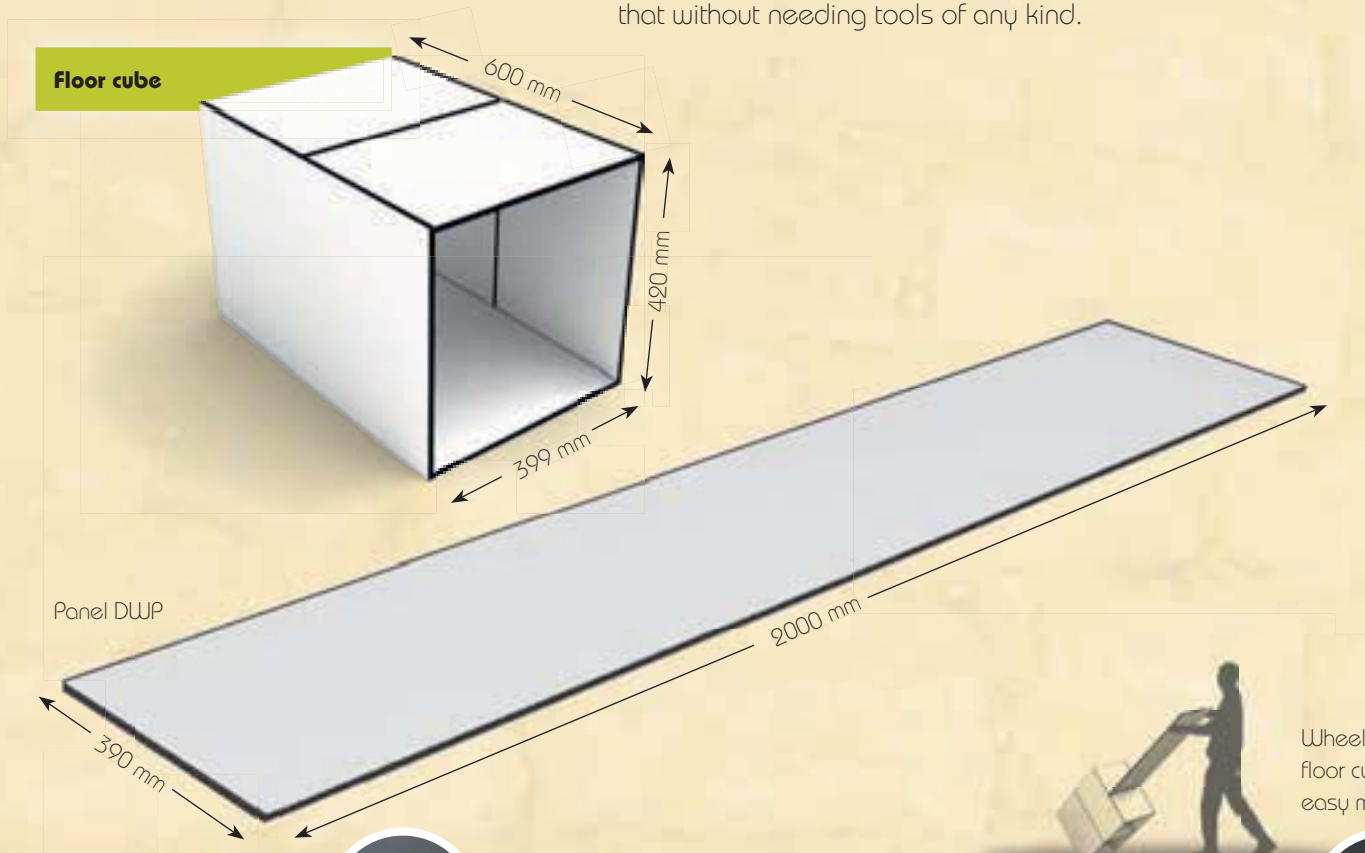
Perfectly accessible

*HPL-panels are never completely straight because of the material—our DIVI wall® panel connectors take care of the required adjustment.



Method

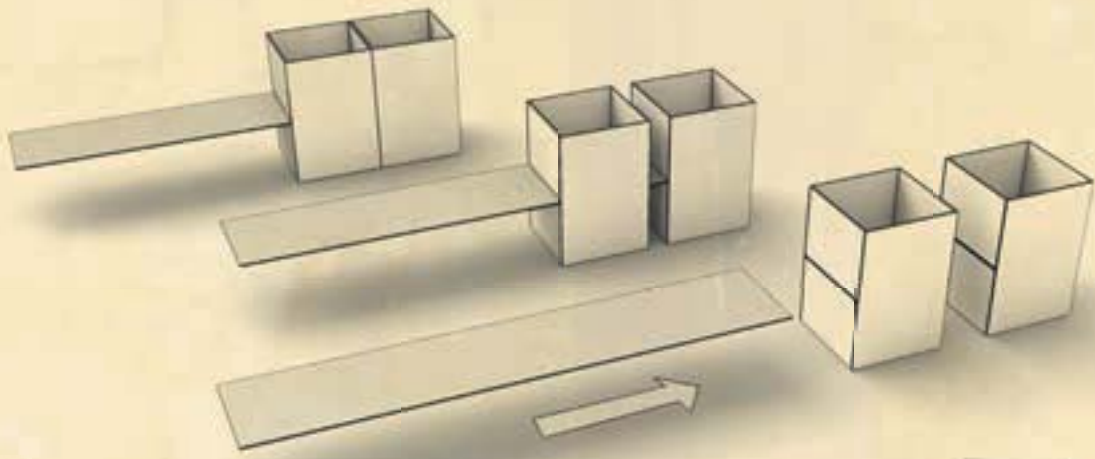
Stable in themselves, the wall panels and one cube each will hold the whole system. All the other cubes only need to be slid on. The system is expandable to the desired height and width and can be arranged in rows as well as right angles. All this is made possible by a thought-through system: setting it up is as easy as it could be, just like taking it down or converting it - and that without needing tools of any kind.



Insert panel in cube – install – finished!

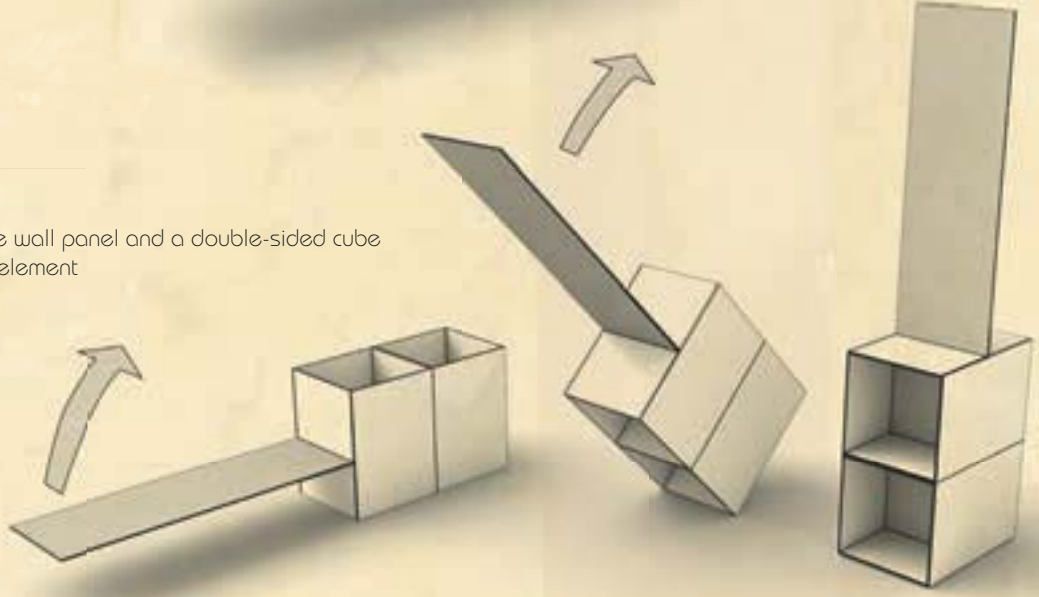
Material

Cube and insertable panel: RESOPAL® Massiv panel with melamine finish. Incomparably sturdy, robust, lightfast and particularly scratchproof. Needs no additional edge protection. Thanks to the core papers used, the edge shows a neutral black after processing. RESOPAL® Massiv ist waterproof and resistant to solvents such as alcohol and acetone. Clean with commercially available detergents. **Plastic wheel :** with PU running surface



Assembly:

Combine one wall panel and a double-sided cube into a base element



Floor cube with wheels on both sides, open



Floor cube with doors on both sides




Slide-on cube, open

400 mm

Dimensions:

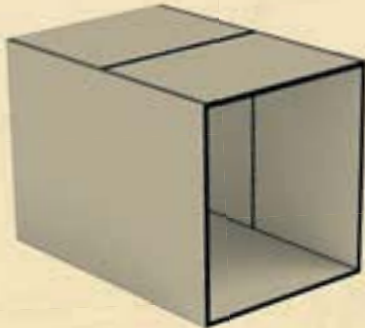
- Floor cube with flat feet :** 420 x 399 x 600 mm (H x W x D)
- Wheeled floor cube :** 455 x 399 x 600 mm (H x W x D)
- Slide-on cube :** 400 x 399 x 600 mm (H x W x D)
- Panel :** 2000 x 390 mm (H x W)



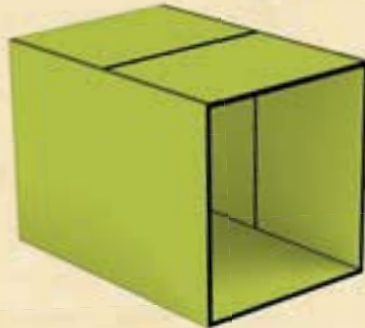
Hygiene-sensitive environments: please request our disinfectant documentation



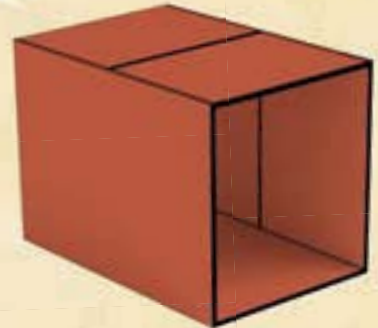
Colors



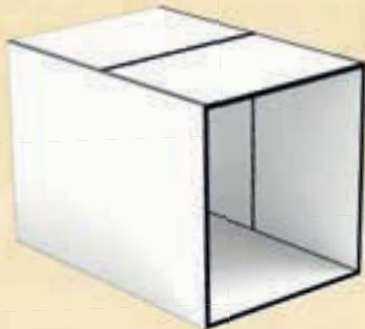
Antilop



Carambola



Paprika



Snow white




Ebony

Online
configurator:
[www.
divimax.de](http://www.divimax.de)

DIVI wall® color range – Composition in Five Shades

A play with colours - a magical centre of attraction


From cool ebony and snow white through to mood-lifting multicolour mixes - select the colours that suit your furnishings best from a range of five available shades. Wall, cube and front profiles: every single element can be provided in the desired colour. This makes playing with colours an undiluted pleasure and turns the room divider into a magical centre of attraction.



Antilop




Carambola



Paprika



Snow white



Ebony

Colour design examples





DIVI screen®

360°

Design Freedom .
infinitely expandable





Eye catcher in Top Form

DIVI screen® – Quickly set up

This room divider has a sense of style. Is on its best behaviour wherever it is placed. Monochrome or in one of eight up-to-date colours. At trade fairs and conferences, in foyers and lounges, at events and in check-in areas. The light-weight DIVI screen® is always at hand when speed is of the essence. And after the deployment? Immediately put away again before you know it.



Easily set up -
quickly put away.



Divider and Guideline in Functional Spaces

DIVI screen® – 360° design freedom

Spaces can have many functions assigned to them on a permanent or temporary basis. In this respect, DIVI screen® comes in as a useful aid and perfect example for flexible room division. Be it in a zigzag shape or rectangular arrangement, the system is put up in a flash. The room divider screening a workplace today can already cordon off a meeting area or coffee-making corner tomorrow. Precisely what is referred to as design freedom.



Online
configurator:
[www.
divimax.de](http://www.divimax.de)





Technology




Gapless 360° hinges

DIVI screen® – panel 50 x 165 cm



2 Flügel: 100 cm →




3 Flügel: 150 cm →

DIVI screen® – panel 80 x 180 cm



2 panels: 160 cm →



3 panels: 240 cm →

Infinitely extendable using base units



Base unit for stabilizing folding screens in a straight-line arrangement (use of the open width) and/or for accommodating several screens (up to 4 per base unit) to divide a space or provide a guidance system.

Material: Fibreglass-reinforced polyamide, dimensions: 8 x 15 x 30 cm (H x W x D), weight: 1.3 kg

DIVI screen® – Safely based lightness

Material

Frame and hinge parts: Extruded aluminium (Al Mg Si 05), anodized finish

Plastic parts: PA 6 GF 15

Covering: ROPIMEX® 3D fabric, low flammability as per DIN 4102 B1, with novel 3D-simulation surface structure. Light fastness 6 (scale 1-8), fastness to rubbing wet/dry 4-5/4-5 (scale 1-5).

Cleaning/maintenance: wipe with antistatic cloth, dust down with duster or soft brush, Hoover with vacuum cleaner on low setting.

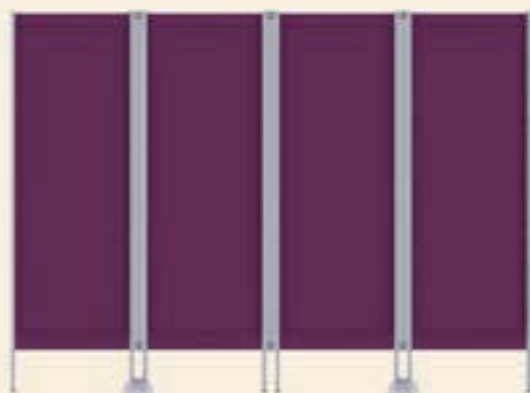


4 panels: 200 cm




5 panels: 250 cm

height
165 cm



4 panels: 320 cm



5 panels: 400 cm


height
180 cm



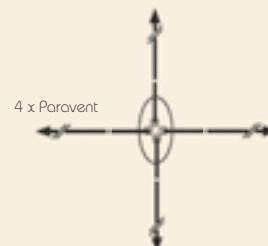
1 screen at right angle



3 screens in base unit



4 screens in base unit



Number of panels/open width/weight

Number of panel:	2	3	4	5
Version: 50 x 165 cm				
Open width:	100 cm	150 cm	200 cm	250 cm
Weight:	3,80 kg	5,70 kg	7,60 kg	9,50 kg
Version: 80 x 180 cm				
Open width:	160 cm	240 cm	320 cm	400 cm
Weight:	5,50 kg	8,30 kg	11,00 kg	13,80 kg



Easily set up -
quickly put away.



Coloris

High-Contrast Interplay of Form and Colour

DIVI screen® – optionally monochrome or multicoloured

The colour spectrum ranges from restrained flint, grey and black via friendly curry and warm raspberry and blackberry shades through to fresh aquamarine and gentian. The colours can change from one panel to the next or be selected in one colour throughout. Particularly attractive is the waffle structure of the low flammability ROPIMEX® 3D fabric made from Trevira® CS. It features honeycombs that create a decorative 3D effect with their contrasts of dark and light.




Gris



Raspberry



Gentian




Aquamarine




Curry



Flint



Blackberry



Black



DIVI line – harmoniously combined



Antilop
DSW/AN




Alabaster
DSW/A




Carambola
DSW/C



Snow white
DSW/W



Paprika
DSW/P



Grey



Raspberry




Gentiane



Aquamarine




Curry



Snow White



Alabaster




Carambola



Paprika



Antilop



Antilop



Carambola



Paprika




Snow white



Ebony




Ebony
DSW/E




Grey Ice
DSW/G



Platin Beech
DSW/B




Flint




Blackberry




Black



Ebony



Silver Grey




Platin Beech



Noce Lyon



Viola Cherry



White Ice



Grey Ice





DIVI rail®

Privacy Screen .
Room Divider .
Information Carrier .
Guidance System

No hammering,
drilling,
dowelling -
ideal for
Odenwald
ceilings!





DIVI rail® principle – brilliantly simple

DIVI rail® – Attach suspension. Clip on rail. Insert rings. Finished!

DIVI rail® is a suspension system for drop ceilings based on the Odenwald principle. The system can be installed without assembly work by simply clipping it into the longitudinal and transversal rails of the OWA ceilings. This is all one needs to do to attach curtains and other printed or unprinted materials for dividing rooms, protecting privacy, making it easier to concentrate, providing orientation or advertising.



The highlight:
The skid rings give way when pulled – preventing damage to the ceiling construction.



Easy installation - without any tools at all



No hammering,
drilling,
dowelling -
ideal for
Odenwald
ceilings!

Width: 24 mm

DIVI rail® parts – a functional unity

**DIVI rail® – Easy and clean installation in a few simple steps.
Without hammering, drilling, dowelling.**

DIVI rail® consists of several parts which form a functional unity once they are interconnected: Corrugated round tubes that can be strung together as you wish with connectors. Screw-on caps for sealing the ends. Clips for hooking the system into the rails of the OWA ceilings. Yielding skid rings that will not permit the eyelets to tear and also prevent ceiling damage if the fabric in question is pulled. Extension rings for attaining the desired height.



Simply attach DIM rail® to the Odenwald rail with the retaining clip



Screw on extensions as desired.



Thread on the curtain rings



Screw on the end cap - finished



The highlight: The skid rings give way when pulled – preventing damage to the ceiling construction




Practical: Suspension extensions are available as accessories




Technology

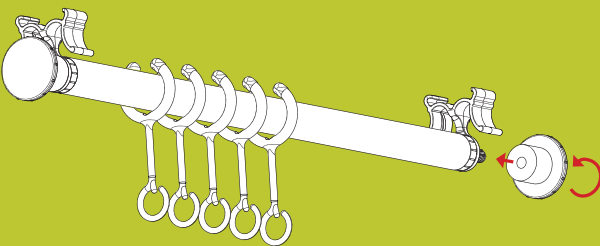
1.



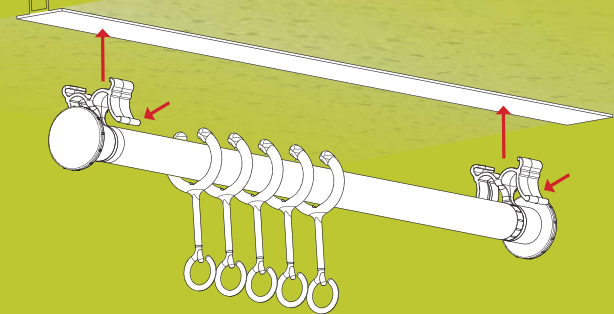
2.



5.



6.



Technical details

Standard elements for 120 cm rail length. Load per running meter of rail: 5 kg. Customized lengths available upon request.

Material:

Curtain rail made from aluminium, powder-coated, connectors and end caps made from polyamide
Colour: Ral 9002, grey white



DIVI rail®
End cap



DIVI rail®
rail clip



DIVI rail®
Connector




DIVI rail® rail


DIVI rail® – Easy installation. Simple extension.

Anyone can install the system in no time, which means that there are also no installation costs. All that is required for the installation is a safe ladder. DIVI rail® is not only more favourably priced than any other system, but also easily expandable. It will simply grow in keeping with your requirements. And DIVI rail® can also be moved to another place at any time as easily and cleanly as in the initial installation.

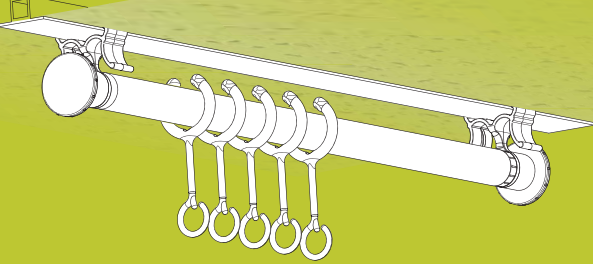
3.



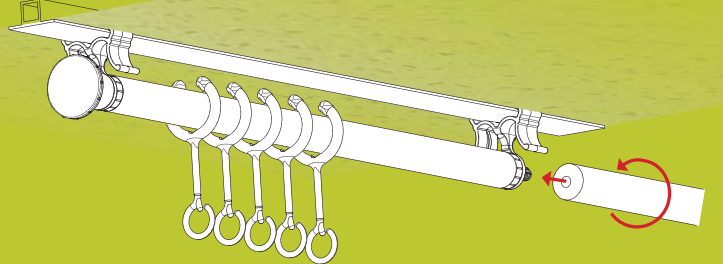
4.



7.



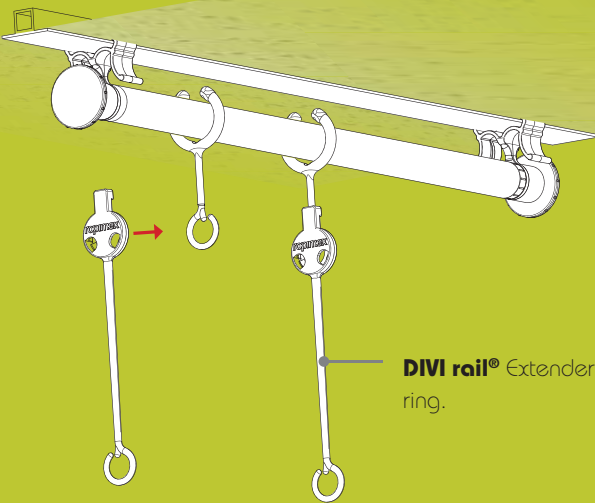
8.



freely extendable



DIVI rail® curtain ring
Material: Polyamid,
Colour: RAL 9002, grey white



DIVI rail® Extender for curtain ring.



Divi live



Witteveen Projectinrichting
Ouderkerk a/d Amstel
Tel: 020 - 496 5030
info@witteveen.nl
www.project-inrichting.nl
www.scheidingswand.net

