

Wilkhahn

Timetable. 610/612/614 range.



Witteveen
Project-Inrichting.nl



Timetable™.

Transportable. Space-saving. Fascinating.

Combining brains and beauty produces fascinating solutions that quickly pay dividends. Designer Andreas Störiko created Timetable for Wilkhahn and added a new dimension to the concept of high-quality conference areas. In just one simple step, the table top can be tipped up and the foot section with lockable castors turned inwards fully automatically at the same time. As a result, the tables are not just easy to move from room to room, but also compactly nest into one another.

Their intuitive handling, high quality and smart appeal are ideal for dynamic conference areas and save both space and time. After all, furnishing costs are often just a fraction of the room and facility management expenditure. Anyone investing in intelligent, quality solutions can save a lot of money in the long run.



Timetable™ Smart.

Transportable. Space-saving. Fascinating.

The Timetable Smart follows the Timetable principle and taps into another application: transportable and dynamic furnishing of multipurpose areas, such as versatile training rooms, project offices, canteens or meeting places. We only use table tops made of tough boards (60 x 150 cm, 75 x 150 cm (23⁵/₈" x 59", 29¹/₂" x 59")) coated with melamine resin with plastic lipping in the same colour. The frame has an extremely hardwearing swivel mechanism (which does not cause the foot section to rotate) with integral storage buffer. The table top is locked both horizontally and vertically. The locking mechanism is released by simply pulling out the horizontal draw rod and pivoting the table along its horizontal axis. The wide frame with less of the table protruding at the sides, gives two chairs enough space between the foot sections, so that the table offers enough legroom for four people sitting opposite one another.

Another bonus is that the table's sturdy design allows sophisticated power supply solutions – either as standby options for temporary work spaces, or with permanently integrated multi-media technology, as a flexible facility for conference and training areas.



Timetable Shift.

Scaleable.


Multipurpose.

Ingenuously combinable.

Timetable Shift combines Timetable's swivel-mounted table top principle with the frame design of the established Logon conference table range. The signature uprights are topped out by a high-precision aluminium casting. Its dual function provides a stable bearer for larger table top sizes and a shoe for a spacious cable channel for connecting the table and multi-media equipment to the power supply. Sturdy hinges allow wide surfaces to be safely tilted and an easy-to-use draw rod locks the table top horizontally or vertically. Specifiable in increments of 5 and 10 cm, formats of 150 to 210 cm in width and from 80 to 105 cm in depth are available to suit customer preferences. The applications are therefore limitless, from temporary work spaces, to tables for meetings or as conferencing systems. And what's more, Timetable Shift offers seamless solutions on demand by combining static Logon tables in suites that are sub-divided by folding partitions, extracting optimal performance from high-value communication-driven space.

Timetable. 610/612/614 range. Technical details.

Wilkhahn



Design: Andreas Störiko

Function

A mobile table range with table tops folded along their horizontal axis and feet that turn in automatically at the same time (not in Timetable Smart and Timetable Shift models). Destined for a variety of uses in multipurpose spaces and for interactive and dynamic conference types. Ideal when combined with the Confair and Logon table ranges for multifunctional use of high-quality conference, presentation and meeting spaces. Timetable Smart is ideal for multipurpose areas and temporary workspaces. With flip-top table tops they nest compactly into one another. Timetable Smart comes with a locking mechanism and staggered storage when tables nest into one another is possible.

Frame

Timetable/Timetable Smart

Foot section in die-cast aluminium, bright chrome-plated or polished. Uprights and underframes in tubular steel, coated in black or with a silver satin finish. Uprights optionally available with a bright chrome-plated finish (standard Timetable only). Die-cast zinc table top bearer, coated black, Timetable Smart with table top bearer in steel profile, draw rod in round steel tubing, coated black. Lockable, height adjustable, swivel castors with a black polyamide tyre are the standard version for carpeted floors; castors available with a polyurethane tyre for hard floors (please specify when ordering).

Timetable Shift

Standards

The Timetable Shift tables comply with the DIN EN 527 standard.



www.luv.com
ID 1000000000



Frame

Die-cast aluminium foot section, bright chrome-plated, polished or with a silver satin finish or black coating. Aluminium profile upright, clear anodised or with a silver satin finish, or black coating; with bright chrome-plated foot sections, coated in black. Uprights optionally available as bright chrome-plated versions. Aluminium profile underframe, with integrated cable channel, depending on the foot section coated in silver satin finish or black. Steel profile table top bearer. Round steel tubing draw rod, depending on foot section, black or silver satin finish coating. Lockable, height-adjustable polyamide swivel castors.

Core material of table top

Particle board with bullnose wood lipping with integral, impact-resilient profile in black elastomer. Timetable Smart with melamine resin directly coated in light or dark grey and with straight, colour-matched plastic lipping, or optionally with plywood with bullnose, colour-matched wood lipping with integrated impact-resilient profile made of black elastomer.

Table top group 1 – laminate

Table top thickness 26 mm Laminate based on the Wilkhahn colour and surface finish samples with wood lipping, natural oiled finish.

Table top group 2 – veneer

Table top thickness 26 mm Variant 1: Beech, oak and ash veneer from Wilkhahn woodstain colour samples with wood lipping, as far as possible in the same colour as the veneer Variant 2: Maple, walnut or elm veneer, as well as Wilkhahn Mocca veneer from the Wilkhahn woodstain colour samples with wood lipping colour matched as far as possible with the veneer.

Veneer types

As a standard, the veneer panels are slip-matched. Surfaces sealed with clear lacquer: open-pore: oak, ash, walnut and elm veneer, as well as Wilkhahn Mocca veneer closed-pore: maple and beech veneer. Some specific growth features possible.

Subject to change.

Timetable. 610/612/614 range. Technical details.

Wilkhahn

Table top group 3 – linoleum

Table top thickness 27 mm Linoleum from the Wilkhahn woodstain colour samples, with laminated beech lipping, natural oiled finish

Table top group 5 – direct coating (only for Timetable Smart)

Table top thickness 25 mm Melamine resin, directly coated in white, light or dark grey with plastic lipping to colour match the finish. Further finishes for the formats shown in the price list are available on request.

Modesty panels

Aluminium frame, coated with a silver satin finish, in anthracite or covered with black fabric. Black polyamide handles.

Table-table-connectors (optional)


Table-table connectors metal - Model 613: 2 lockable circlips made of black coated sheet steel with 4 star-grip screws and additionally for Timetable Smart: table-table-connectors in plastic. Model 616: two rotatable circlips and 2 collets made of black through-dyed glass-fibre-reinforced polyamide with washers.

When placing repeat orders, please indicate whether your table tops have slip-matched or book-matched veneer.


Edge profiles



Standard version: Bullnose double with integral, impact-resilient profile



Alternatively: Straight with integral, impact-resilient profile



Timetable Smart, bonded surface straight edge

Timetable/Timetable Smart. 610/612/614 range. Product versions.

Wilkhahn

610 Timetable



Table tops with veneer, laminate (not shown) and linoleum (not shown) each available as specified on Wilkhahn's material sample card. Bright chrome-plated or polished foot section (not shown). Uprights and underframes coated in black or silver satin finish (not shown), optionally bright chrome-plated.

612 Timetable Smart



Table tops with light or dark-grey direct coating (not shown), foot section is polished or bright chrome-plated (not shown). Uprights and underframes are coated in black or silver satin finish (not shown), optionally bright chrome-plated.

Timetable Shift. 610/612/614 range. Product versions.

Wilkhahn



Table tops available in laminate, linoleum and veneer as specified on Wilkhahn's material sample card
Foot section bright chrome-plated or polished

Timetable. 610/612/614 range. Product types.

Wilkhahn

Table top groups



Laminate, veneer type 1 or 2, linoleum, (Timetable Smart only available with direct coating), you can find further surfaces in our media center.

Laminate. The material is made by bonding cellulose and décor paper layers, as well as resin, by applying heat and pressure. This produces an extremely tough surface that comes in a variety of different colours. Laminate is highly recommended for areas where the tables are subject to a lot of wear and tear because they are frequently moved around for example.

Wood veneers. Natural wood is a living material: in the way it looks and changes over the years. Sometimes more significantly and sometimes more subtly, depending on the type of wood and how light it is. If a more consistent look is preferred, stained surfaces or industrially produced veneer (e.g. mocha) are available.

Linoleum. The material consists of linseed oil and natural resin that is applied to a backing layer and protected with a matt-glossy lacquer. In terms of haptics, it is not just extremely pleasant, but naturally anti-static too. Virtually no finger prints or dust stick to the surface. Over the years linoleum table tops gain a characteristic patina.

Foot section and upright



Bright chrome-plated or polished aluminium, coated in black or with a silver satin finish (clear anodised instead of polished uprights)

Timetable. 610/612/614 range. Edge shapes.

Wilkhahn

Edge profiles



Standard type: bullnose with integrated impact-resilient profile

Alternatively: straight with integrated impact-resilient profile

Timetable Smart: Direct coating straight edge

Timetable. Timetable Shift.

Bullnose edge with a black impact-resilient profile, table top 26 mm thick



Bullnose edge with a white impact-resilient profile, table top 26 mm thick



Coated bullnose edge with a black impact-resilient profile, table top 26 mm thick



Straight edge with a black impact-resilient profile, table top 26 mm thick



Straight edge with a white impact-resilient profile, table top 26 mm thick



Timetable Smart.

Straight plastic edge, table top 25 mm thick



Timetable. 610/612/614 range. Accessories and other items.


Wilkhahn



Integrated techni-station Basic



Integrated techni-station Basic



Single table portal Executive



Single table portal Executive



Integrated techni-station Rotate



Integrated techni-station Rotate



Single table portal Basic



Single table portal Basic



Integrated techni-station Move



Integrated techni-station Compact



Cable outlets



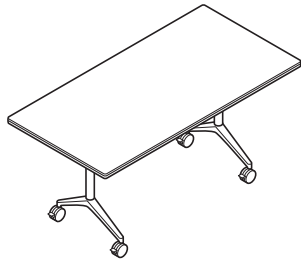
Socket strips

Please refer to the price list if you would like to integrate the techni-stations based on table models.

Timetable. 610 range. Models and dimensions.

Wilkhahn

610/00 Timetable



140 - 180



60 - 80

73



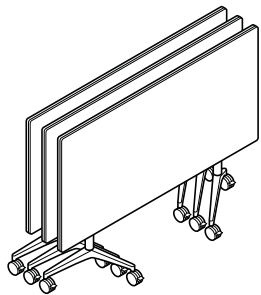
140 - 180

60 - 80

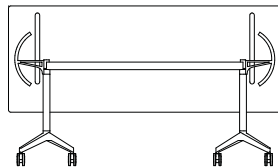
610/00

Width	Depth			
	60	70	75	80
140	•	•	•	•
150	•	•	•	•
160	•	•	•	•
180	•	•	•	•

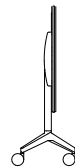
• Available



Depth per table with legs turned in 42 cm. Only 10 cm more for each further table

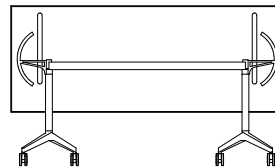


140 - 180

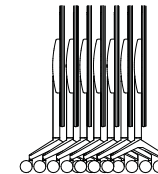


42

100 - 110

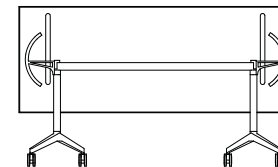


140 - 180

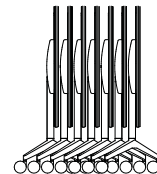


94 (100)

100 - 105



140 - 180



98 (104)

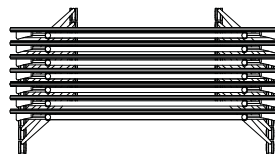
110



140 - 180

42

610/00



140 - 180

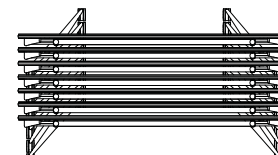
94 (100)

| 9

| 42

610/00

table depth 60 - 75



140 - 180

98 (104)

| 9

| 46

610/00

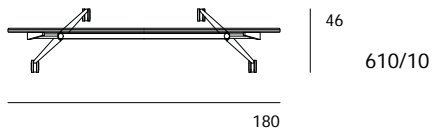
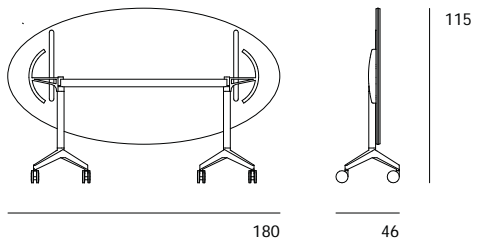
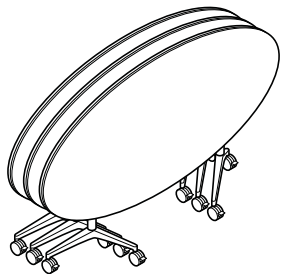
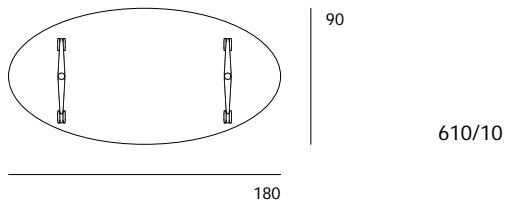
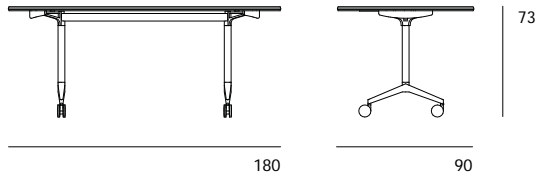
table depth 80

All dimensions in cm.
Subject to change.

Timetable. 610 range. Models and dimensions.

Wilkhahn

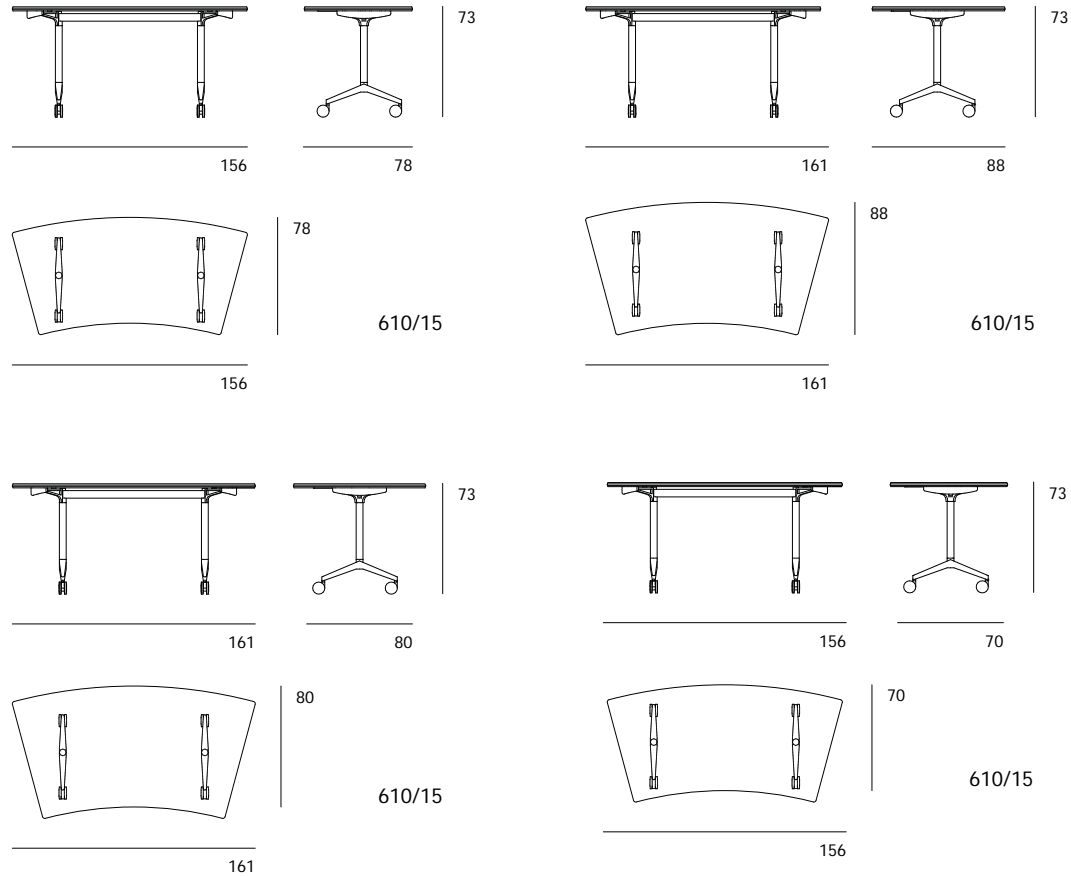
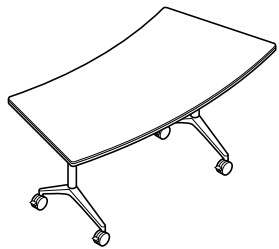
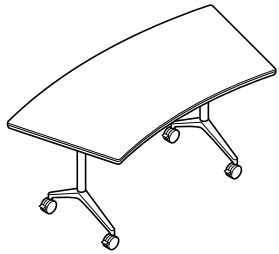
610/10 Timetable



Timetable. 610 range. Models and dimensions.

Wilkhahn

610/15 Timetable



Depth

Width 70 80

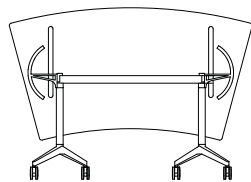
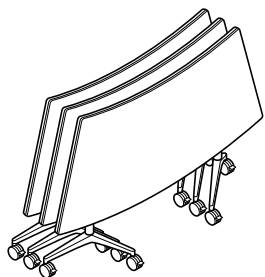
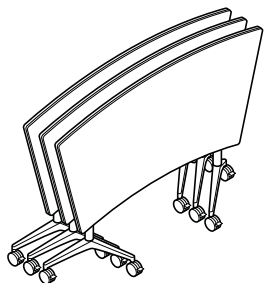
120/156	•	–
120/161	–	•

- Available
- Not available

Timetable. 610 range. Models and dimensions.

Wilkhahn

610/15 Timetable

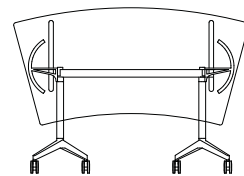


161

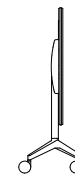


42

114



156



42

109



161

42

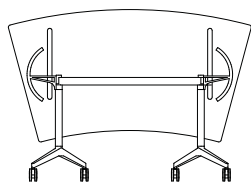
610/15



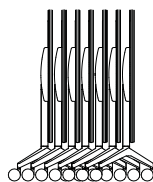
156

42

610/15

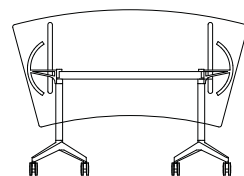


161

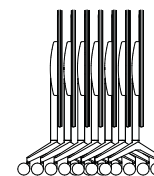


98 (104)

114

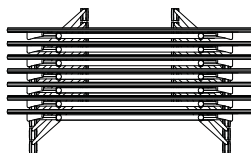


156



98 (104)

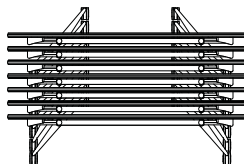
109



161

46

610/15



156

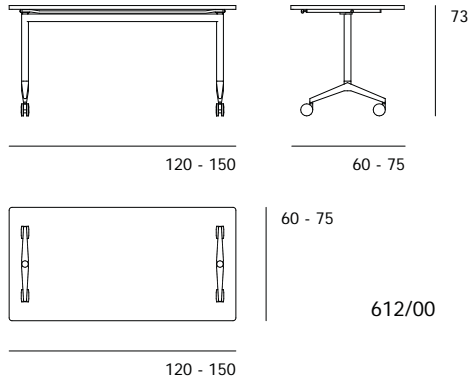
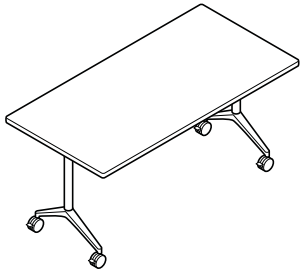
46

610/15

Timetable Smart. 612 range. Models and dimensions.

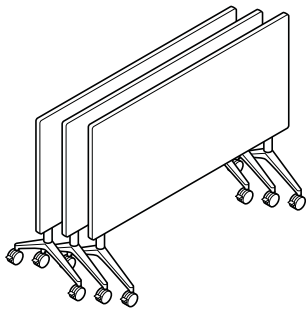
Wilkhahn

612/00 Timetable Smart

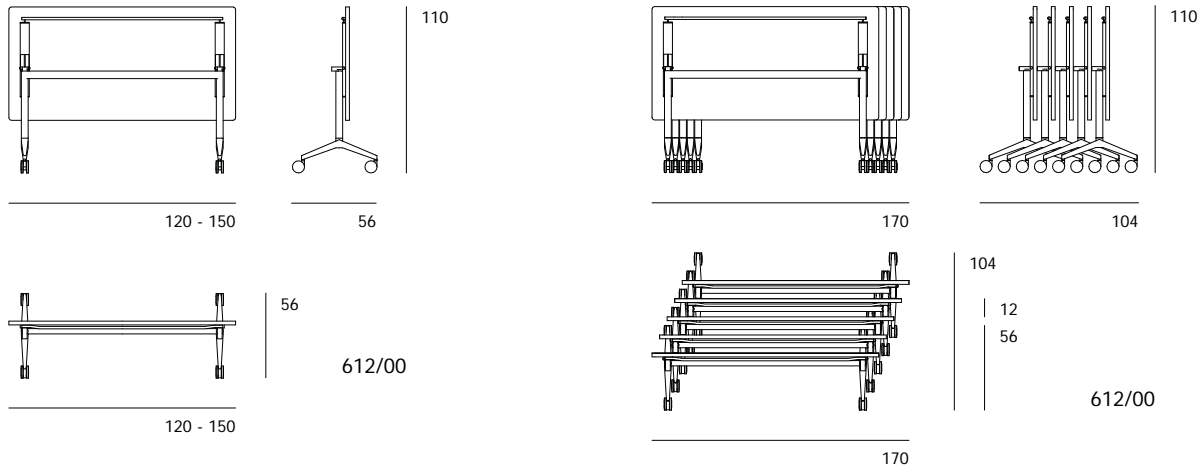


Width	Depth		
	60	70	75
120	•	–	–
140	–	•	–
150	•	–	•

- Available
- Not available



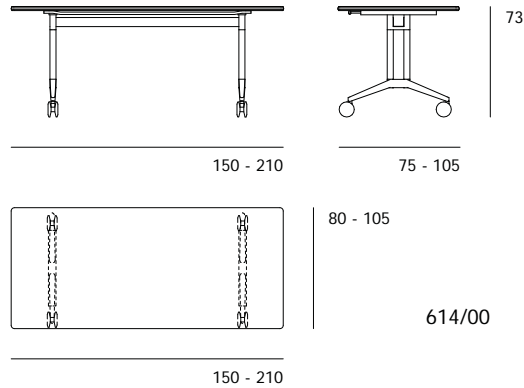
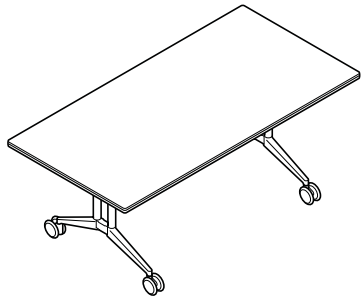
Depth per table 56 cm.
Only 12 cm more for each
further table



Timetable Shift. 614 range. Models and dimensions.

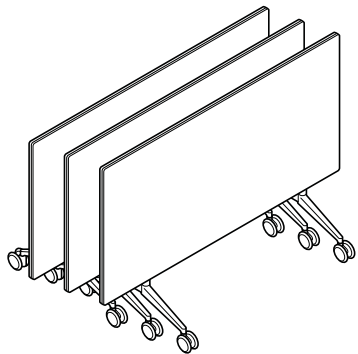
Wilkhahn

614/00 Timetable Shift

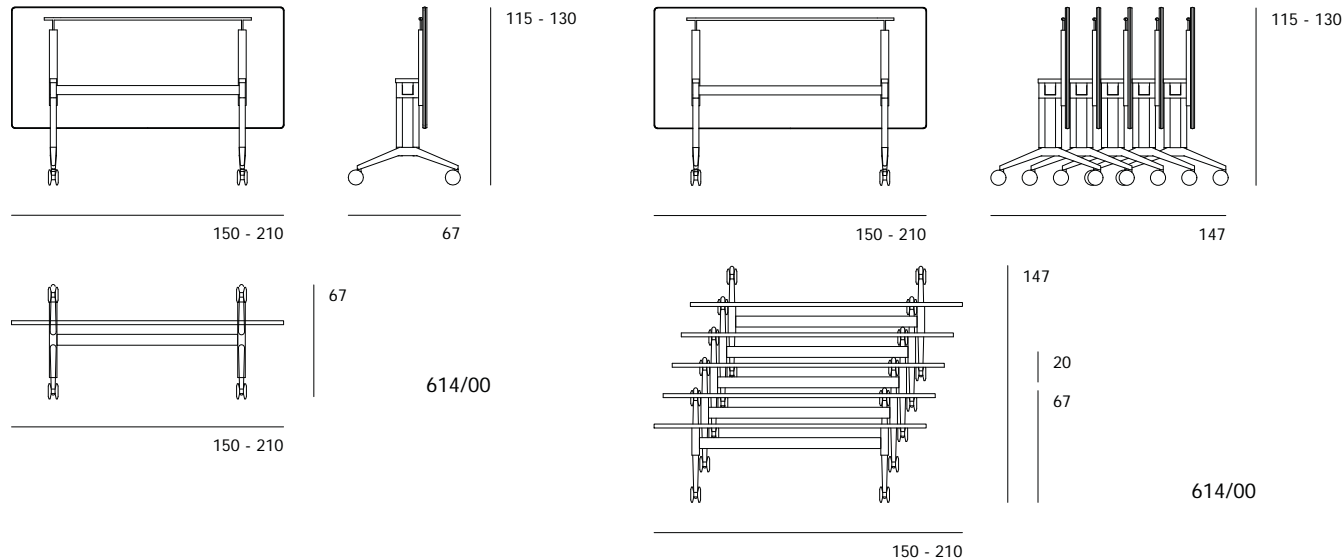


Width	Depth			
	80	90	100	105
150	•	•	–	–
160	•	•	•	–
180	–	•	•	•
200	–	•	•	•
210	–	•	•	•

- Available
- Not available



Depth per table 67 cm.
Only 20 cm more for each
further table

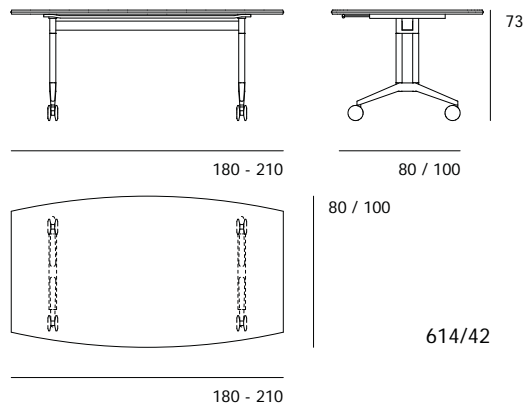
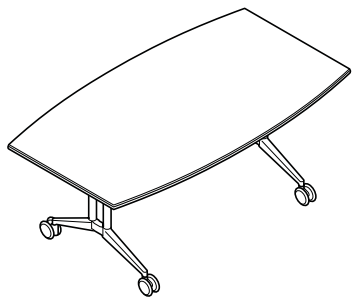


All dimensions in cm.
Subject to change.

Timetable Shift. 614 range. Models and dimensions.

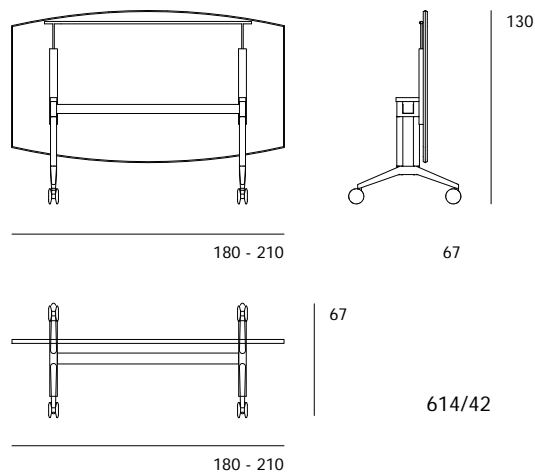
Wilkhahn

614/42 Timetable Shift



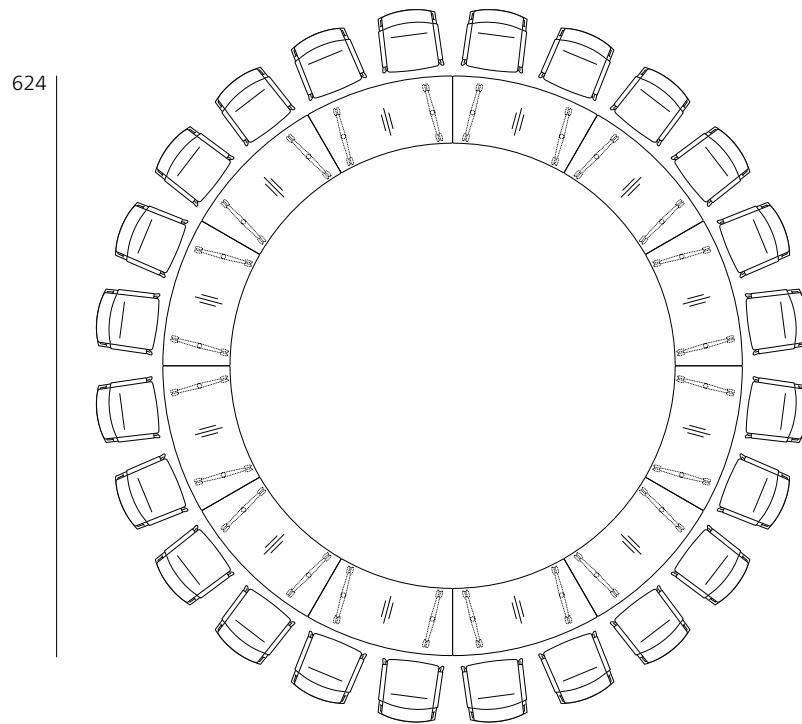
		Depth	
Width	80/100	80/105	
180	•	–	
210	–	•	

- Available
- Not available

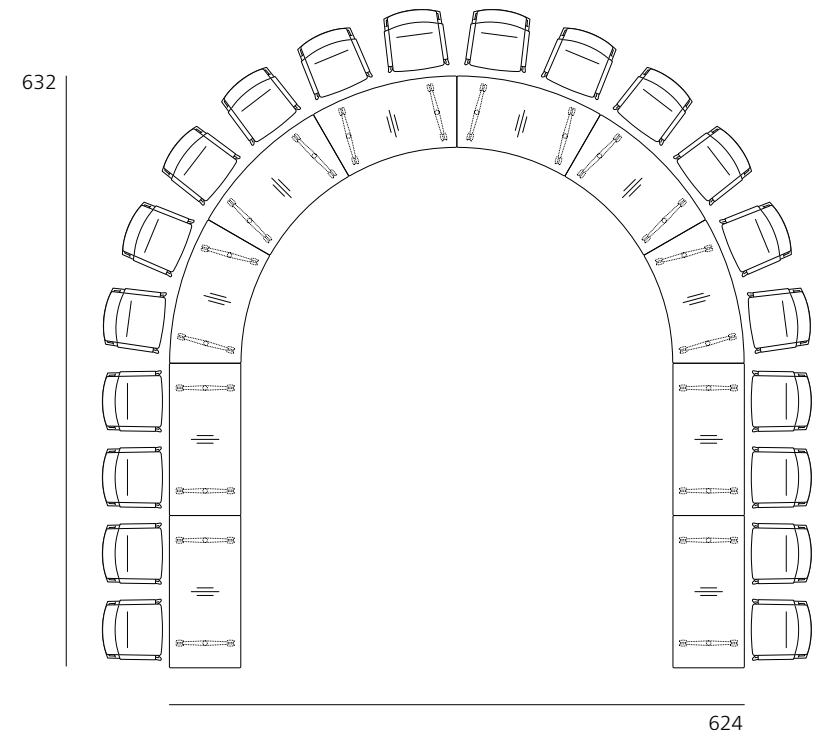


Timetable. 610 range. Models and dimensions / example configurations.

Wilkhahn



24 people,
Timetable
12 x 610/15, 120/161x80



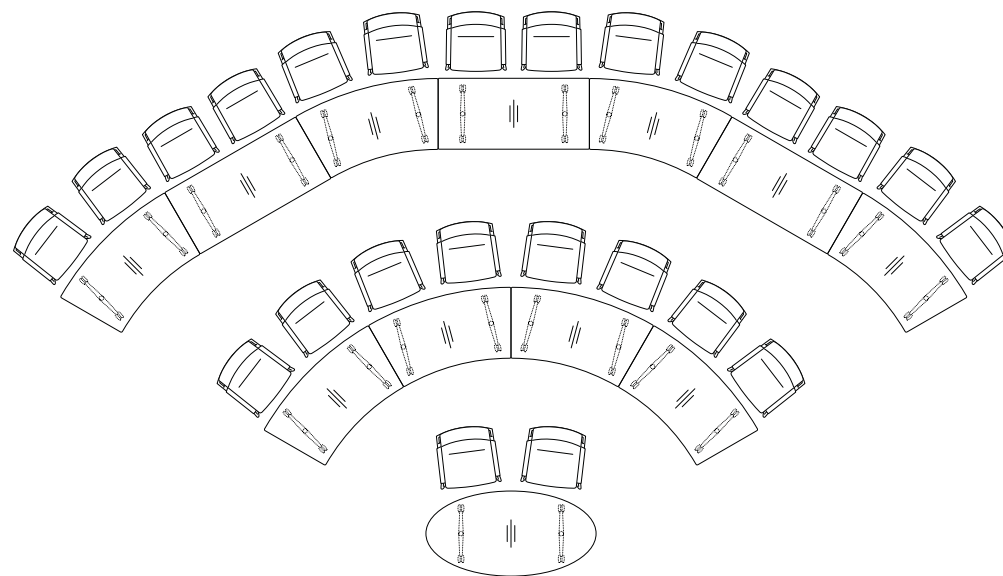
20 people,
Timetable
6 x 610/15, 120/161x80
4 x 610/00, 160x80

Timetable. 610 range. Models and dimensions / example configurations.

Wilkhahn

977

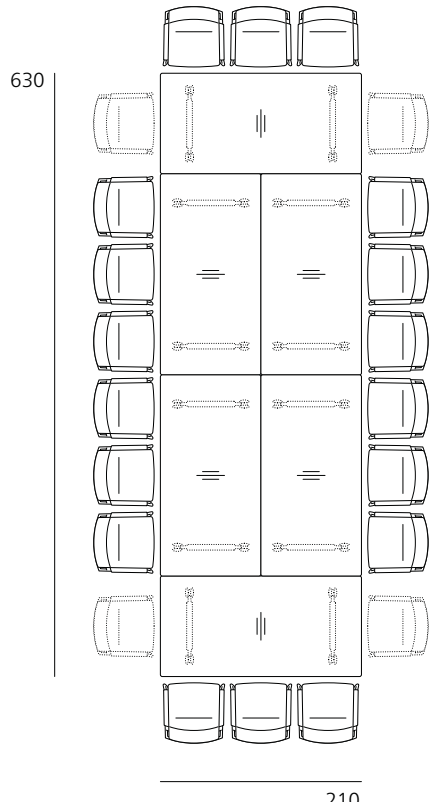
530



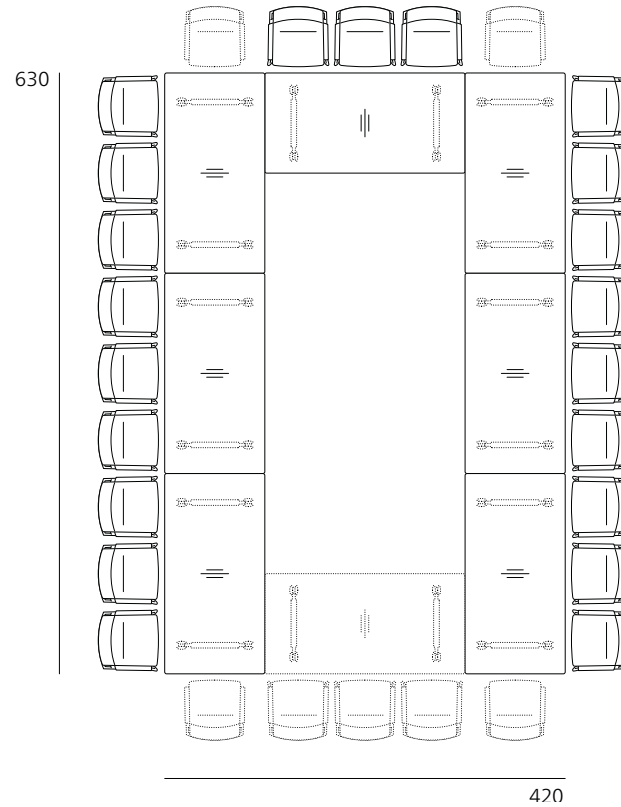
24 people,
Timetable
8 x 610/15, 120/161 x 80
3 x 610/00, 160x80
1 x 610/00, 180x90,
Elliptical

Timetable. 610 range. Models and dimensions / example configurations.

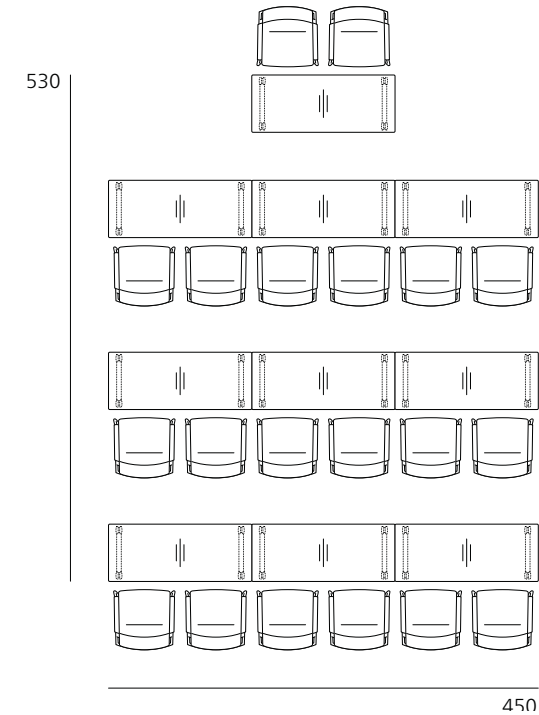
Wilkhahn



18 (22) people,
Timetable Shift
6 x 614/00, 210x105



21 (28) people,
Timetable Shift
7 (8) x 614/00, 210x105

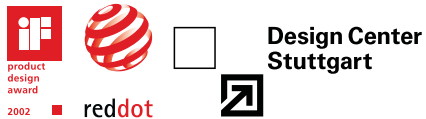


20 people,
Timetable Smart
10 x 612/51, 150x60

Timetable. 610/612/614 range. Awards / standards / certificates.

Wilkhahn

Awards



Product certificates / product standards



DIN EN 527

Not all certificates / standards apply to all types.

Company's certificates, memberships



Environment and product

Space-saving, repair-friendly and easy to recycle

Using Timetable helps sustainably improve a building's eco footprint. Compared with the ecological costs of facility management, energy and maintenance of spaces that could be saved, the environmental impact of producing and recycling the furniture is virtually negligible. Furthermore, the table even fulfils all the typical requirements Wilkhahn makes regarding an ecologically responsible design concept:

- The design is timeless and doesn't copy what's currently in vogue. Its form and function are in perfect harmony. All components are screwed together and can therefore be repaired, replaced and dismantled at the end of a long product life. Most of them can then undergo a mono-fraction sorting procedure and be recycled.
- The materials used for the frame keep to exact dimensions and are sturdy. They offer a superb aesthetic and can be recycled. Some of the aluminium on the foot sections and the connecting underframe, the steel in the uprights and the stabilising core and the zinc in the mechanism is already made of recycled materials and can be fully recycled afterwards too. The four lockable castors and the flip-top mechanism's guideways are made of very strong plastic and designed for maximum durability.
- The table top is made of E1 class particle board with wood lipping and can also be fully recycled. Natural materials like laminates and genuine wood veneers are used as surfaces. Veneered table tops are protected with water-based varnish low in solvent content. The integrated polypropylene impact-resilient profile protects the edges and prevents damage.

Just like its "big brother" (the flip-top table from the Confair range) the Timetable range uses an innovative concept that's ideal for compact use of space that enables huge ecological efficiencies and economies in office buildings over and above the ecological quality of the product itself.

You can find our environmental product information in our media center

Witteveen Projectinrichting
 Ouderkerk a/d Amstel
 Tel: 020 - 496 5030
 info@witteveen.nl
 www.vergadertafel.info
 www.project-inrichting.nl

