

Too much echo in the workplace? Staff unable to concentrate on their work? The answer is: ACOUSTIC PANEL.

## >> Service


- Call our telephone hotline for advice on your individual situation.
- Animated installation guides are available on the Internet.

pinta acoustic gmbh  
Otto-Hahn-Straße 7  
82216 Maisach, Germany  
info +49 (0)8141.88 88-222  
fax +49 (0)8141.88 88-555  
[www.pinta-acoustic.de](http://www.pinta-acoustic.de)




#### **ACOUSTIC PANEL – the system solution for ceilings and walls**

ACOUSTIC PANEL is a high-quality acoustic system for covering ceilings and walls which in particular improves the comprehensibility of speech in a room. With a low mounting height and good absorption values in the frequencies relevant to speech, ACOUSTIC PANEL is the perfect solution for new and old buildings and for renovation projects. The ACOUSTIC PANEL system also include attractive joint and edge profiles and special adhesives for almost any substrate.



#### **>> Choose from a range of alternatives:**

- |                                |                           |
|--------------------------------|---------------------------|
| ■ pinta BALANCE ceiling cloud  | ■ pinta BATTS             |
| ■ pinta ELEGANCE ceiling cloud | ■ pinta TT profile system |
| ■ pinta WHITELINE              | ■ pinta TT linear grid    |



### Product advantages

- Space-saving thanks to exceptional sound absorption from a low material thickness
- Wide-band sound absorption
- Timeless surface design
- Safe, thanks to functionally tested and fireproof pinta acoustic adhesives
- Additional profiles as design elements for insertion in joints and edges
- Environment-friendly, being free from synthetic and natural fibers, halogens and CFCs
- Reduced costs thanks to quick and easy installation and low weight
- Customized color schemes possible

### Colors

pinta ACOUSTIC PANEL is available in the following colors:

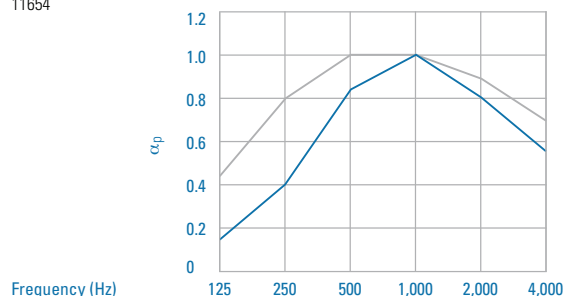


white

### Dimensions

1,230 x 615 mm, thickness: 30 mm  
2,480 x 615 mm, thickness: 30 mm  
3,000 x 615 mm, thickness: 30 mm

Sound absorption coefficient  $\alpha_p$ , pinta ACOUSTIC PANEL according to DIN EN ISO 11654



30 mm	$\alpha_p$	0.15	0.40	0.85	1.00	0.80	0.55
60 mm	$\alpha_p$	0.45	0.80	1.00	1.00	0.90	0.70

### ACOUSTIC PANEL product data

Characteristic	DIN	Value
Base material		Melamine resin foam with textured glass fabric, with color coating on visible side and aluminum multi-layer film on rear side
Color		white
Material density*	EN ISO 845	9.5 ± 1.5 kg/m³
Fire rating (for thickness 30 mm)	DIN EN 13501 DIN 4102	C-s3, d0 B1 (flame-retardant)
General test certificate issued by building authorities (for thickness 30 mm)		Z-56.278-3468
Fire rating (for thickness 60 mm)	DIN EN 13501 DIN 4102	D-s3, d0 B2 (flammable)
General test certificate issued by building authorities (for thickness 60 mm)		Z-56.278-3472
Long-term temperature stability		60 °C
Short-term temperature stability		80 °C

\* Pursuant to EN ISO 845 determined with samples having the following minimum dimensions: 250 x 250 x 250 mm.

Status of manufacturer information: 06/07. Subject to technical changes.



We recommend carrying out an adhesion test, as the precise composition of the underlying surface must always be verified on site. Surfaces must be even, clean, dry, solid, stable and free of dust, oil and wax. In particular, wallpapers and coats of paint must be removed. Surfaces with insufficient stability, e.g. loose plasters, must be undercoated using a commercially available primer thinned with water in a ratio of 1:1. Uneven surfaces must be smoothed.

#### Substrate table

Substrates	Acoustic adhesive S	Acoustic adhesive D
Steel	■	
Galvanized steel	■	
Aluminum	■	
Glass	■	
PVC	■	
Concrete		■
Wood		■
Sand-lime brick		■
Plaster		■
Plasterboard	■ (some types)	■ (some types)
Fiber cement		■
Brick		■

#### Acoustic adhesive D5 and D20 product data

Characteristic	Value
Material basis	Acrylic resin dispersion with fillers
Components	Single-component
Density	approx. 1.7 g/cm <sup>3</sup>
Fire rating DIN 4102	B1 (flame-retardant)
Classification according to	
- Hazard Classification Code – Road (GGVS)	Not hazardous cargo
- Hazard Classification Code (GefStoffV)	No labeling requirement
Supplied in	20 kg plastic drum 5 kg plastic drum
Shelf life	At least 12 months if stored in a dry place in sealed original packaging
Storage	Frost-free and not above +30 for long periods °C
Usage temperature	+5 °C to +25 °C
Consumption/yield	approx. 1.2 to 1.5 kg/m <sup>2</sup> for whole-area-bonding, depending on the surface
Cement bed thickness	max. 4 mm
Adhesive open time *	approx. 20 minutes
Adjustment time *	approx. 5 minutes
Hardening time (approx. 80 % of final strength) *	approx. 24 h
Hardening time (full strength) *	approx. 14 days
Temperature stability	0 °C to +60 °C

\* At 23 °C and 50 % r.h.


#### Acoustic adhesive S product data

Characteristic	Value
Material basis	Polydimethylsiloxane-based adhesive
Components	Single-component
Weight	approx. 1.04 g/ml
Classification according to	
- Hazard Classification Code – Road (GGVS)	Not hazardous cargo
- Hazard Classification Code (GefStoffV)	No labeling requirement
Supplied in	310 ml cartridge
Shelf life	At least 12 months if stored in a dry place in sealed original packaging
Storage	Frost-free and not above +30 °C for long periods
Usage temperature	+5 °C to +40 °C
Consumption/yield	approx. half a cartridge per m <sup>2</sup>
Cement bed thickness	2 to 3 mm bead
Working time *	approx. 5 minutes
Hardening time (full strength) *	approx. 24 h


\* At 23 °C and 50 % r.h.

#### >> FAQs about bonding with acoustic adhesive S

- Laying interval excluding profile: 20 mm
- Acoustic adhesive S is ready for use
- Element adjustment time: 5 minutes
- Shelf life: 12 months in unopened original package
- Consumption: half a cartridge per m<sup>2</sup>
- Working temperature range: +5 to +40 °C
- Packaging units: 2 or 12 pcs. per carton



Panel edge with tophat profile



Panel edge with slotted T-profile



Panel edge with T-profile

#### Installation advice

##### Installation without pinta ACOUSTIC PANEL profile

For installation of pinta ACOUSTIC PANEL ceiling and wall system panels on porous surfaces, such as wood, brick or concrete, pinta acoustic adhesive D should be used. For attachment to non-porous surfaces we recommend pinta acoustic adhesive S. Both adhesives have been tested for functionality and fire protection in the installed condition together with pinta ACOUSTIC PANEL ceiling and wall system elements as assembled units (B1 according to DIN 4102). The elements are bonded to the substrate with a shadow gap. The panels can easily be cut with a sharp knife.

##### Installation with pinta ACOUSTIC PANEL profile

pinta ACOUSTIC PANEL ceiling and wall elements are bonded as described above, but with a 2 mm wide shadow gap, so that the profiles can easily be introduced and the profile flanges cover the panel edge. The pinta ACOUSTIC PANEL profiles are introduced into the joints between the panels. Profiles 1 (Standard-T) and 2 (T-slotted) are given a thin bead of pinta acoustic adhesive S in the area of the barb and simply placed between the ACOUSTIC PANEL elements. Profile 3 (tophat profile) is screwed directly to the wall or ceiling. A notch in the center of the profile ensures easy, guided fastening. The ACOUSTIC PANEL elements are installed with a joint of approx. 14 mm. It is important to ensure that the flanges of the tophat profile completely cover the panel edge. For edge termination, we recommend the ACOUSTIC

#### >> FAQs about bonding with acoustic adhesive D

- Laying interval excluding profile: 20 mm
- Acoustic adhesive D is ready for use
- Element adjustment time: 5 minutes
- Shelf life: 12 months in unopened original package
- Consumption: 1.2 to 1.5 kg/m<sup>2</sup> for whole-area bonding
- Working temperature range: +5 to + 25 °C
- Drum sizes: 5 and 20 kg






PANEL border profile.


The bonding properties of the adhesives must be noted (see acoustic adhesive).

Clean cotton gloves should be worn during all operations to avoid dirt.

Detail of external corner



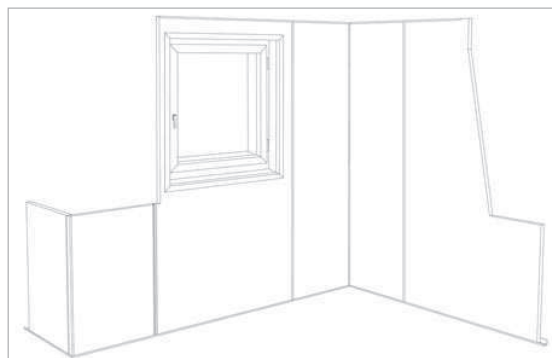
Detail of floor joint / external corner



Detail of internal corner



Detail of window jamb



Installation example

## >> Please note

Product details are based on our current knowledge and experience. In view of the wide range of possible applications, all information is provided without obligation and does not constitute a guarantee of prop-

erties. This also applies to any proprietary rights of third parties. We reserve the right to make technical changes in line with progress.

## Checklist

### Material

- ☐ pinta ACOUSTIC PANEL is a laminated product with a core of willtec melamine-based soft foam, a visible layer of acoustic fleece and a rear side (covering layer) of aluminum.

General test certificate issued by the building authorities for ACOUSTIC PANEL thickness 1.18 in: Z-56. 278-3468 Building material class according to DIN EN 13501-1: C-s3,d0.

General test certificate issued by the building authorities for ACOUSTIC PANEL thickness 60 mm: Z-56. 278-3472 Building material class according to DIN EN 13501-1: D-s3,d0.

### Dimensions

- ☐ 1,230 x 615 mm, thickness: 30 mm  
☐ 2,480 x 615 mm, thickness: 30 mm  
☐ 3,000 x 615 mm, thickness: 30 mm

- ☐ 1,230 x 615 mm, thickness: 60 mm  
☐ 2,480 x 615 mm, thickness: 60 mm  
☐ 3,000 x 615 mm, thickness: 60 mm

- ☐ Special dimensions:  
\_\_\_\_\_ x \_\_\_\_\_ mm, thickness: \_\_\_\_\_ mm

- ☐ Color coating similar to visible side  
RAL \_\_\_\_\_

### Profiles in color E6EV1 (natural aluminum)

- ☐ Standard T-profile (profile 1) 3,000 x 12 x 25 mm  
☐ Notched T-profile (profile 2) 3,000 x 12 x 25 mm  
☐ Tophat profile (profile 3) 3,000 x 23 x 16 mm

- ☐ Border profile (for ACOUSTIC PANEL  
Thickness: 30 mm) 3,000 x 33 x 10 mm

- ☐ Border profile (for ACOUSTIC PANEL  
Thickness: 60 mm) 3,000 x 63 x 10 mm

### Profiles in color RAL 9016 (white)

- ☐ Standard T-profile (profile 1) 3,000 x 12 x 25 mm

- ☐ Notched T-profile (profile 2) 3,000 x 12 x 25 mm

- ☐ Tophat profile (profile 3) 3,000 x 23 x 16 mm

- ☐ Border profile (for ACOUSTIC PANEL  
Thickness: 30 mm) 3,000 x 33 x 10 mm

- ☐ Border profile (for ACOUSTIC PANEL  
Thickness: 60 mm) 3,000 x 63 x 10 mm

### Adhesives

- ☐ pinta acoustic adhesive D  
For porous surfaces such as concrete, mineral plasters, plasterboard, gypsum fibers and wooden particle boards.

- ☐ pinta acoustic adhesive S  
For non-porous surfaces such as steel panels, trapezoidal sheet metal and PVC.

## >> Contact / Enquiries

Witteveen Projectinrichting  
Ouderkerk a/d Amstel  
Tel: 020 - 496 5030  
Fax: 020 - 496 3052  
info@witteveen.nl  
www.project-inrichting.nl  
www.scheidingswand.net

pinta acoustic gmbh  
Otto-Hahn-Straße 7  
82216 Maisach, Germany  
phone +49 (0)8141.88 88-0  
fax +49 (0)8141.88 88-555