

urchin softlight



Witteveen Projectinrichting  
Ouderkerk a/d Amstel  
Tel: 020 - 496 5030  
info@witteveen.nl  
www.scheidingswand.net  
www.project-inrichting.nl

molo design, ltd.  
1470 venables street  
vancouver, b c  
canada V5L 2G7  
t + 1 604 685 0340  
info@molodesign.com  
www.molodesign.com  
instagram-molo\_studio  
twitter-molostudio  
facebook-molodesign



## urchin softlight

urchin softlight invites playful interaction. Using flexible honeycomb geometry, urchin expands and morphs into myriad shapes as you manipulate it with your hands. Its elastic movement and shifting form are akin to that of a sea creature, giving the luminary its unique name. Adjusting urchin's form also adjusts the intensity, direction and quality of light—a beautiful, tactile way to sculpt light within a space.

The shade is made from a tear- and water-resistant, non-woven polyethylene textile that is antistatic so as to not attract dust. The integrated LED light source is available in warm white (2500K) or daylight white (4200K) colour temperatures.

Design by Stephanie Forsythe + Todd MacAllen





rare earth magnets set into the final layer of textile form a hidden seam for the shade to fasten to itself.




urchin's asymmetrical sides create two distinct families of forms. Flipping the flat side out turns the shade into a cone or cylinder, while the curved side fashions more rounded, organic shapes.







the shades are made from a tear- and water-resistant non-woven polyethylene textile that possesses the delicate look of Japanese washi.














a custom dimmer featuring one-button functionality cycles urchin's luminosity from off to full brightness and back.

product	dimensions + spec	power supply voltage	LED colour	product code
<b>small urchin softlight</b>	 <p>white textile shade warm white: 275 lumens** daylight white: 300 lumens** 3W power draw</p> <p>330mm x 300mm<sup>1</sup> (12.2" x 10.5")</p> <p>shipping weight: 1.4kg (3lb)</p> <p>ultra in box: 450 x 250 x 100mm (17" x 9" x 4")</p>	<p>plug-in 110 - 240 V</p> <p>NA and EU plug in-line dimmer included</p>	<p>daylight white 4200K warm white 2500K</p>	<p>URC-T-WH-SM-DW URC-T-WH-SM-WW</p>
<b>medium urchin softlight</b>	 <p>white textile shade warm white: 700 lumens** daylight white: 850 lumens** 5W power draw</p> <p>440mm Ø x 450mm<sup>1</sup> (17.5" x 16.5")</p> <p>shipping weight: 2.0kg (4.3lb)</p> <p>ultra in box: 450 x 250 x 100mm (17" x 9" x 4")</p>	<p>plug-in 110 - 240 V</p> <p>NA and EU plug in-line dimmer included</p>	<p>daylight white 4200K warm white 2500K</p>	<p>URC-T-WH-MD-DW URC-T-WH-MD-WW</p>
<b>large urchin softlight</b>	 <p>white textile shade warm white: 1000 lumens** daylight white: 1000 lumens** 12W power draw</p> <p>635mm x 570mm<sup>1</sup> (25" x 22.5")</p> <p>shipping weight: 5.0kg (8.8lb)</p> <p>ultra in box: 575 x 270 x 105mm (22.7" x 10.75" x 4.25")</p> <p><sup>1</sup> urchin is inherently flexible; dimensions will vary on arrangement all urchin softlights come with a 3m (10') plug-in electrical cable with in-line dimmer</p>	<p>plug-in 110 - 240 V</p> <p>NA and EU plug in-line dimmer included</p>	<p>daylight white 4200K warm white 2500K</p>	<p>URC-T-WH-LG-DW URC-T-WH-LG-WW</p>

\*weights may vary

\*\*lumen values refer to LED output; honeycomb shade will absorb some light

v.170601